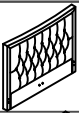

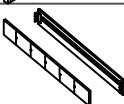








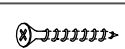








ASSEMBLY INSTRUCTION

MOD-5225

NO	PART LIST	QTY
A	 HEADBOARD	1PC
B	 FOOTBOARD	1PC
C	 SIDE RAIL	2PCS
D	 CENTRE SUPPORT	1PC
E	 SUPPORT LEG	2PCS
F	 SUPPORT BAR	2PCS
G	 SLAT	12PCS
H	 LEG	4PCS

NO	HARDWARE LIST	QTY
1	 JCBC M6 x 70MM	4PCS
2	 JCBC M6 x 40MM	8PCS
3	 JCBB M8 x 35MM	8PCS
4	 CSK SCREW M4 x 32MM	6PCS
5	 ADJUSTER	2PCS
6	 M4 ALLEN KEY LONG WITH BALL	1PC
7	 M5 ALLEN KEY	1PC
8	 FLAT WASHER	8PCS
9	 SPRING WASHER	4PCS
10	 WOOD DOWEL 10 x 30MM	8PCS

