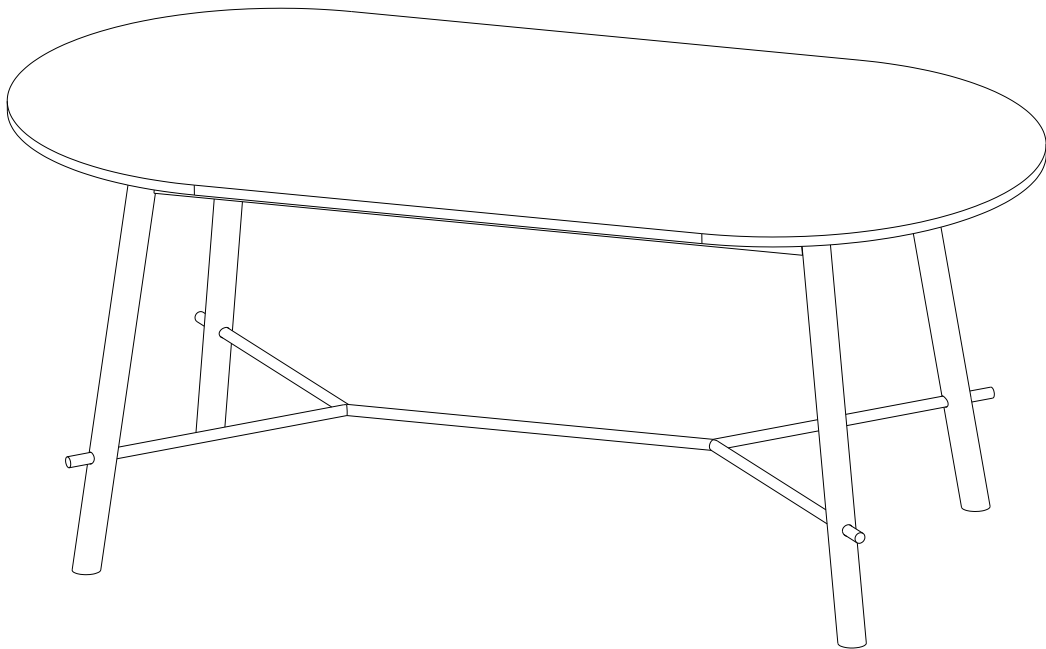


ASSEMBLY INSTRUCTIONS

EEI-6836

VO.23.11.2023



Questions? Contact us!

609.256.9000 • cs@modway.com
www.modway.com

***modway**



Read through all of the instructions before starting



Approx. 60 minutes assembly time



2 people recommended for assembly



Care instructions are listed in the last step of this manual



Make sure you have all parts and components before discarding any packing materials

Only use hand tools to assemble this item. Do not use power tools. Do not tighten bolts or screws completely until all hardware is lined up and inserted into the holes.

Do not over-tighten screws and bolts to avoid stripping the hardware or cracking the item.






Assemble your item on a flat, carpeted area, with plenty of space to work. This will prevent damage and scratches to your floors or the item while you're assembling the product.

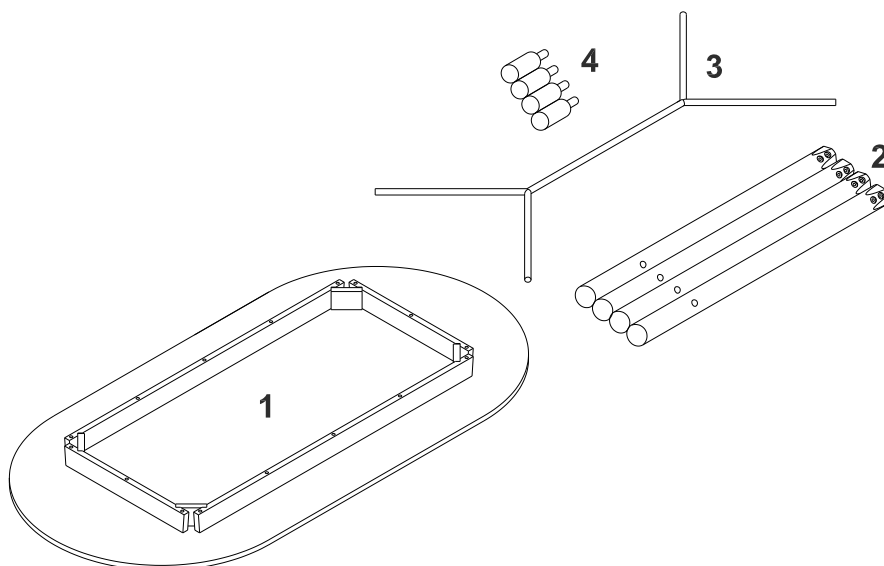
Keep all components and packaging out of reach of children or animals to avoid risk of choking or suffocation.

Furniture components:

1	Table Top	x 1
2	Table Round Leg	x 4
3	Support Bar	x 1
4	Metal Leg Support	x 4

Provided hardware:

A		JCBB Screw M8 x 70mm	x 8
B		Spring Washer M8	x 8
C		Flat Washer M8	x 8
D		Allen Key M5	x 1
E		Felt Protector	x 4



Wait!

Missing parts or hardware? Need assistance?
Contact us before returning your item. We're here to help!
609.256.9000 • cs@modway.com

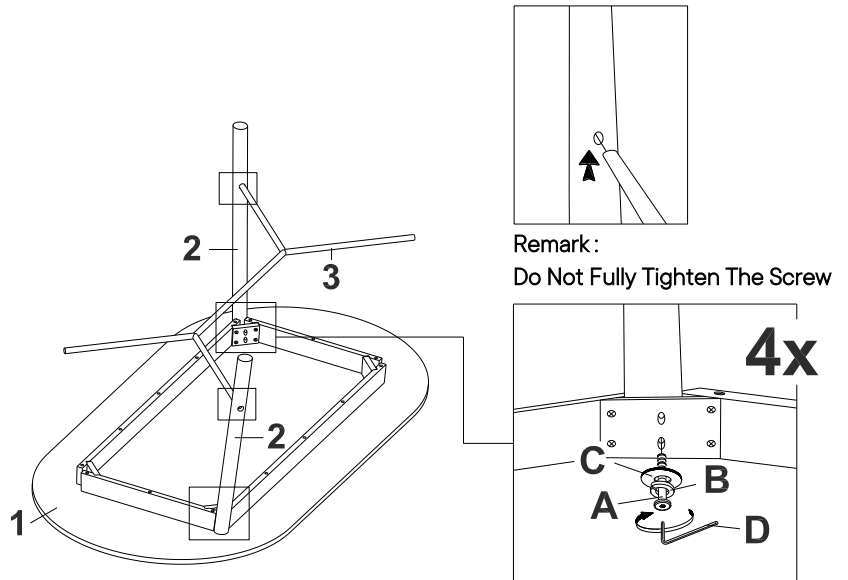
Step 1

HARDWARE

A	JCBB Screw M8 x 70mm	x 4
B	Spring Washer M8	x 4
C	Flat Washer M8	x 4
D	Allen Key M5	x 1

COMPONENTS

1	Table Top	x 1
2	Table Round Leg	x 2
3	Support Bar	x 1



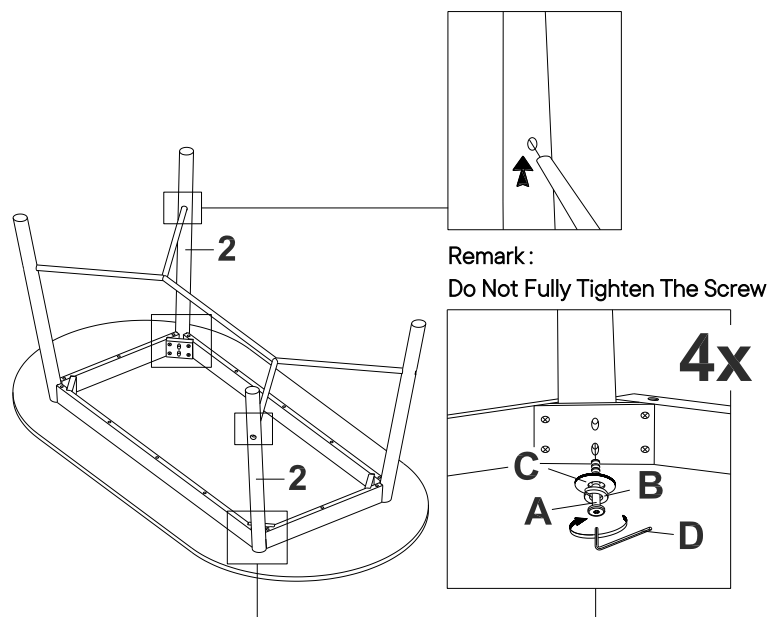
Step 2

HARDWARE

A	JCBB Screw M8 x 70mm	x 4
B	Spring Washer M8	x 4
C	Flat Washer M8	x 4
D	Allen Key M5	x 1

COMPONENTS

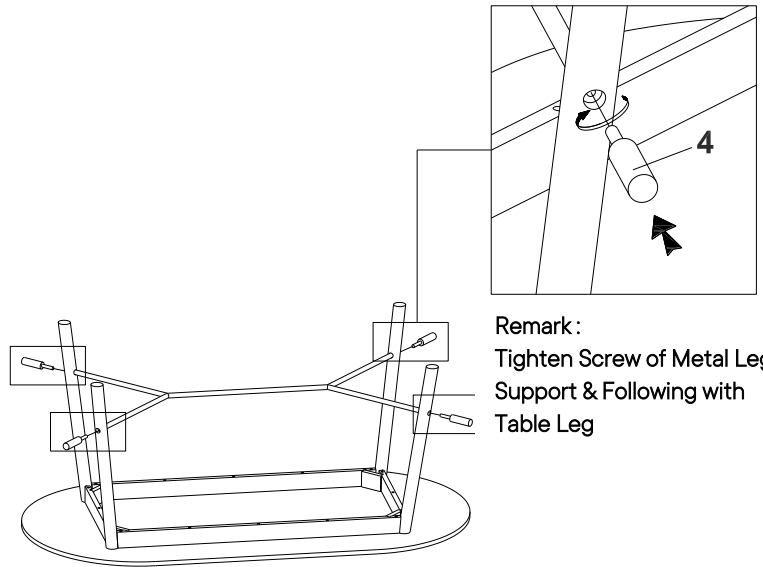
2	Table Round Leg	x 2
----------	-----------------	-----



Step 3

COMPONENTS

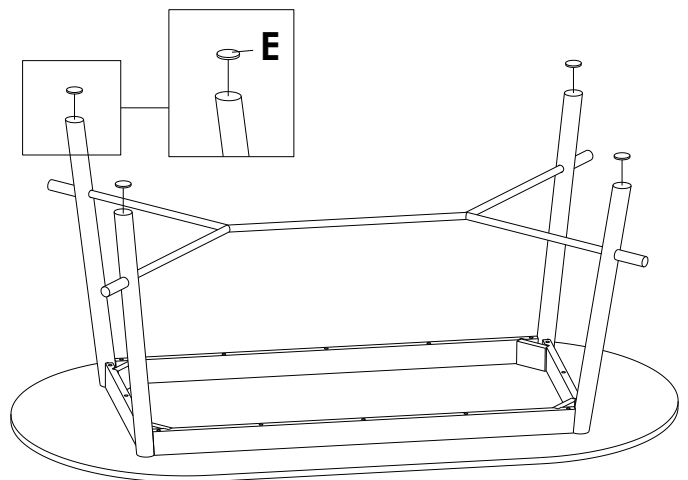
4 Metal Leg Support x 4



Step 4

COMPONENTS

E Felt Protector x 4



Great job!

Your table assembly is complete

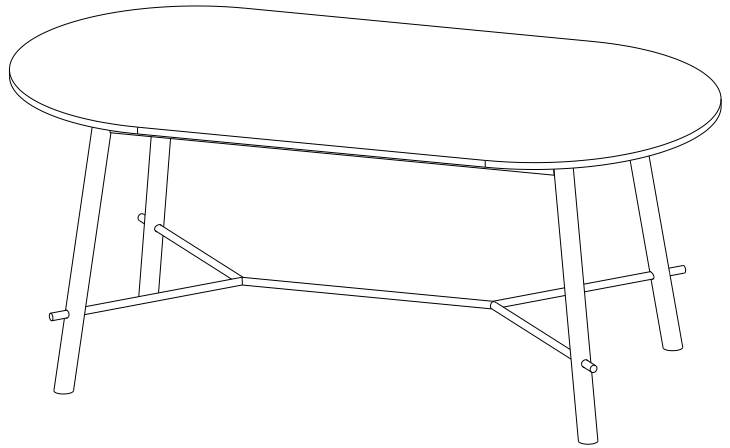
♥ CARING FOR YOUR ITEM

Indoor use only.

Not contract grade.

Clean using a non-abrasive cloth
and a mild cleaner.

Never use harsh chemicals,
as they could damage the finish
or integrity of the item.



CONNECT WITH US!

Tag us **@modway_furniture** and **#modway**
for a chance to be featured.