


# ASSEMBLY INSTRUCTIONS

# EEI-3810/3811

V1.06.15.22



**Questions? Contact us!**

609.256.9000 • [cs@modway.com](mailto:cs@modway.com)  
[www.modway.com](http://www.modway.com)

\*modway

# Let's get started!

\*modway



Read through all of the instructions before starting



Care instructions are listed in the last step of this manual



Approx. 30 minutes assembly time



Make sure you have all parts and components before discarding any packing materials



2 people recommended for assembly

**Only use hand tools to assemble this item.** Do not use power tools. Do not tighten bolts or screws completely until all hardware is lined up and inserted into the holes.

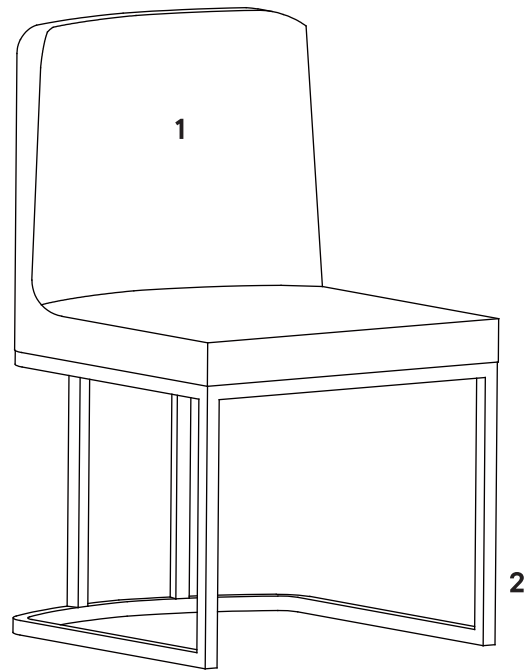
Do not over-tighten screws and bolts to avoid stripping the hardware or cracking the item.

Assemble your item on a flat, carpeted area, with plenty of space to work. This will prevent damage and scratches to your floors or the item while you're assembling the product.

Keep all components and packaging out of reach of children or animals to avoid risk of choking or suffocation.

## Furniture components:

1	Chair Body	x1
2	Steel Frame	x1



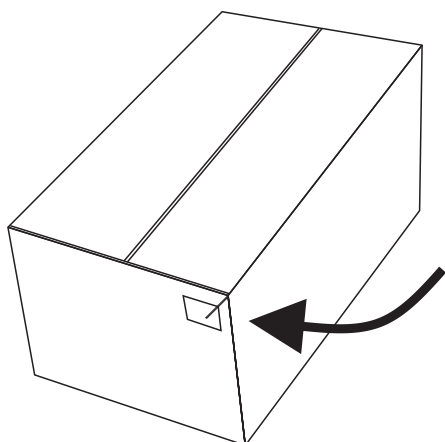
## Provided hardware:

A		Bolt M6 x 25mm	x4
B		Flat Washer	x4
C		Spring Washer	x4
D		Allen Wrench	x1

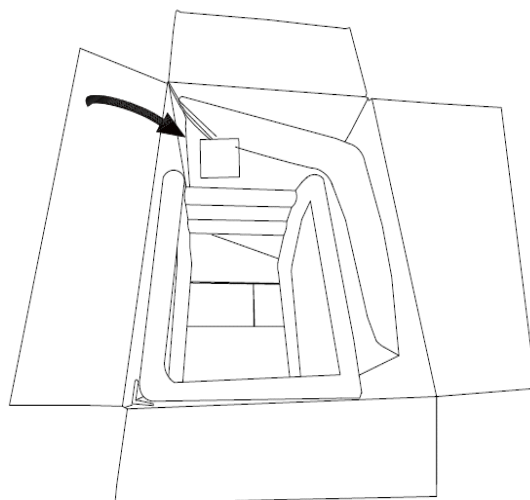
Wait!

Missing parts or hardware? Need assistance?  
Contact us before returning your item. We're here to help!  
609.256.9000 • cs@modway.com

## Step 1



Check the outside of the carton, find the label attached a rope at the carton corner, this rope is connected to the hardware package.



Open the carton, the rope leads to the hardware package,

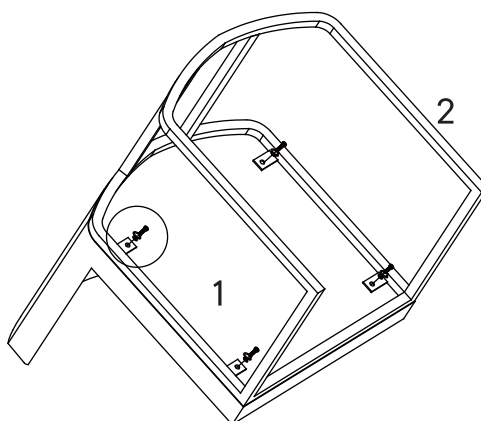
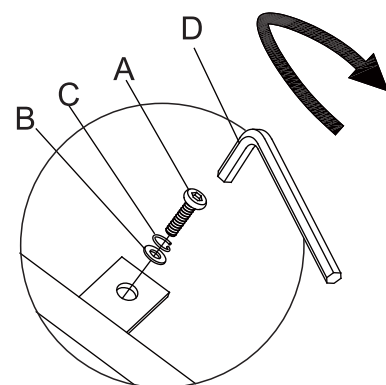
## Step 2

### HARDWARE

A	Bolt M6 x 25mm	x4
B	Flat Washer	x4
C	Spring Washer	x4
D	Allen Wrench	x1

### COMPONENTS

1	Chair Body	x1
2	Steel Frame	x1



# Great job!

Your chair assembly is complete.


## ♥ CARING FOR YOUR ITEM

Indoor use only.

Not contract grade.

Clean using a non-abrasive cloth and a mild cleaner.

Never use harsh chemicals, as they could damage the finish or integrity of the item.



CONNECT WITH US!   

Tag us [@modway\\_furniture](#) and [#modway](#) for a chance to be featured.