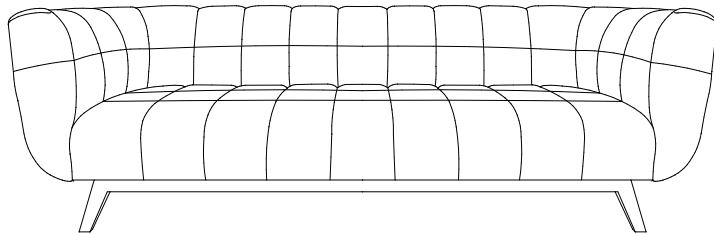


Thank you for purchasing the **MDOWAY SOFA**.

Before you start, here are some helpful advice:

1. We suggest you spend a short time reading through this leaflet and then follow the simple step-by-step instructions.
2. Owing to the size and weight of the sofa, we recommend that it is assembled by two adults, on a carpeted or padded area, in the room that it is intended for. Approximate assembly time: 30 minutes.
3. Please do not use any tools other than those provided or recommended in these instructions.
4. Please do not throw away any of the packaging or the instruction until you have checked all the components and hardware and the furniture is fully assembled. Please ensure that the packaging is disposed of in a safe and environmentally friendly way.
5. Assemble all components loosely until advised to tighten. Depending on use, it may be necessary to tighten the components from time to time, so please save the tools that have been provided.
6. Please keep all pieces out of reach of children.



**Hardware:**

A. Bolt M8x25mm x12

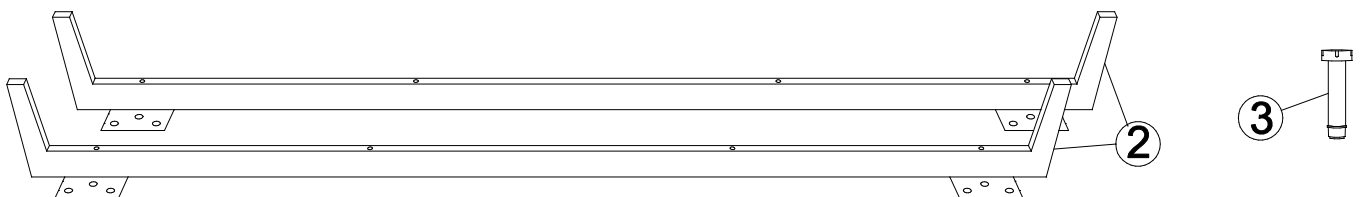
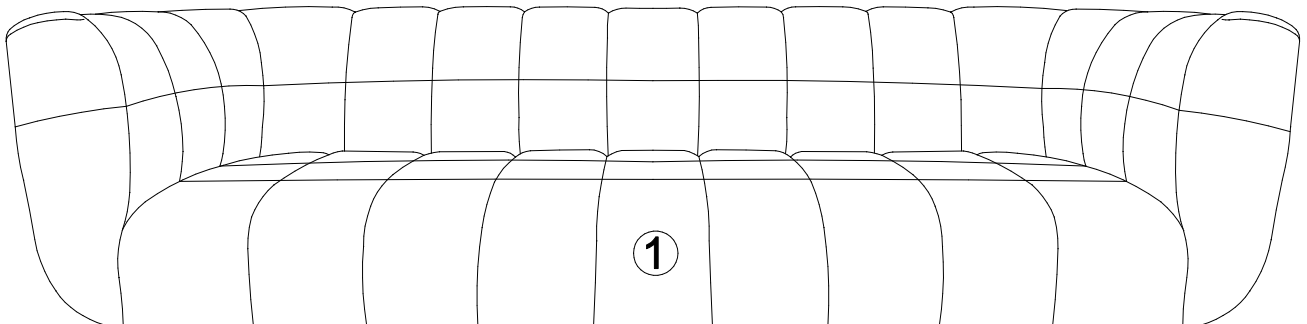
B. Screw x8

C. Allen Wrench x1

D. Screw driver x1

**\* Not include hardware package**

**Components:**



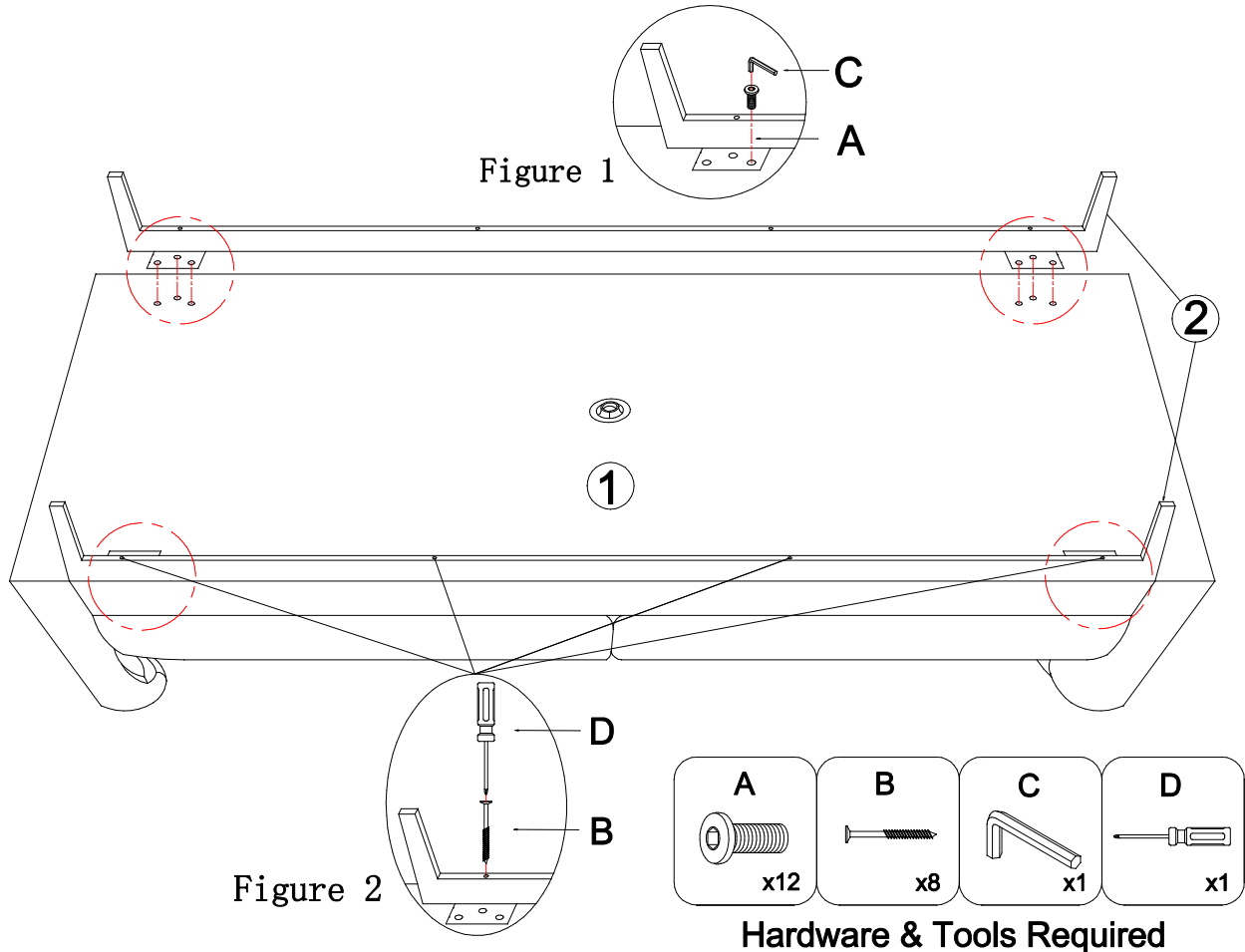
1. Sofa Body x1

2. Leg x2

3. Support Leg x1

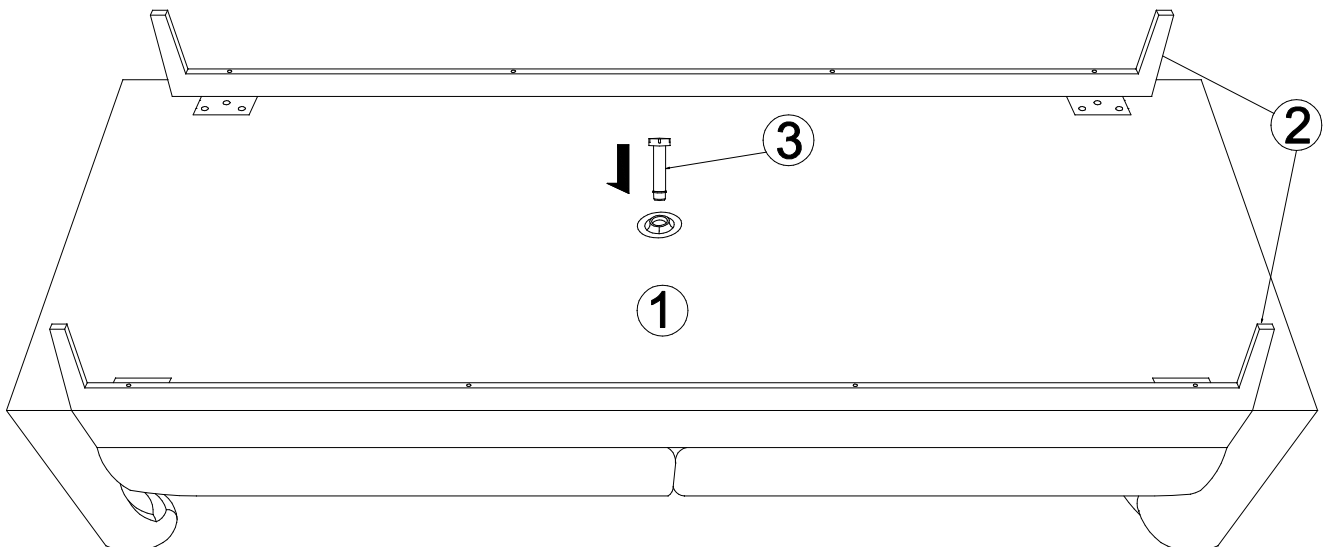
**STEP 1:**

1. Please put **Sofa Body (1)** on a carpeted or padded surface.
2. Attach 2 pieces of **Legs (2)** to the bottom of **Sofa Body (1)** by using 12 pieces of **Bolts (A)**. Tighten **Bolts (A)** by using **Allen Wrench (C)** clockwise fully as shown in **Figure 1**.
3. Insert 8 pieces of **Screws (B)** into the holes in **Legs (2)**, tighten **Screws (B)** by using **Screw Driver (D)** clockwise fully as shown in **Figure 2**.



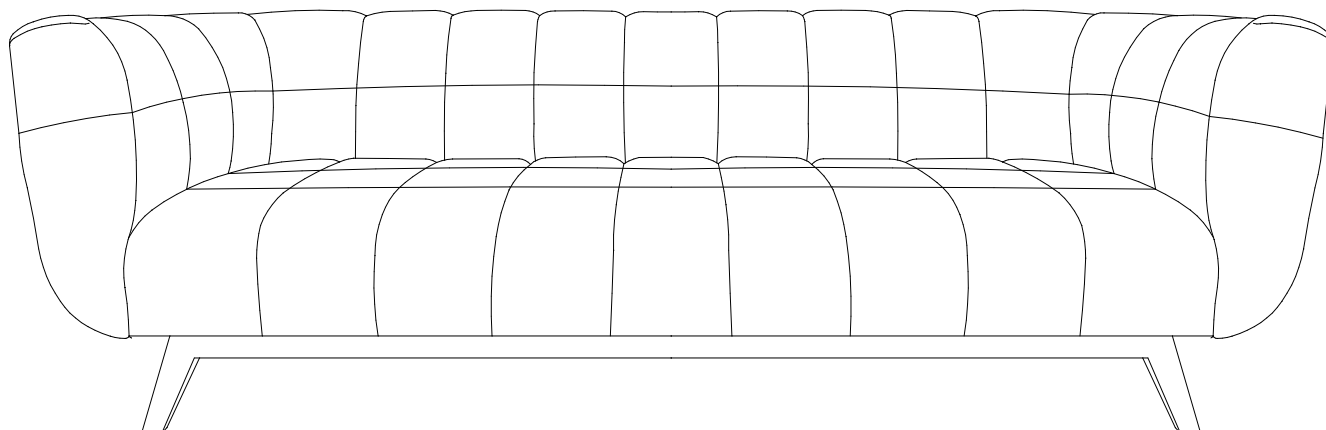
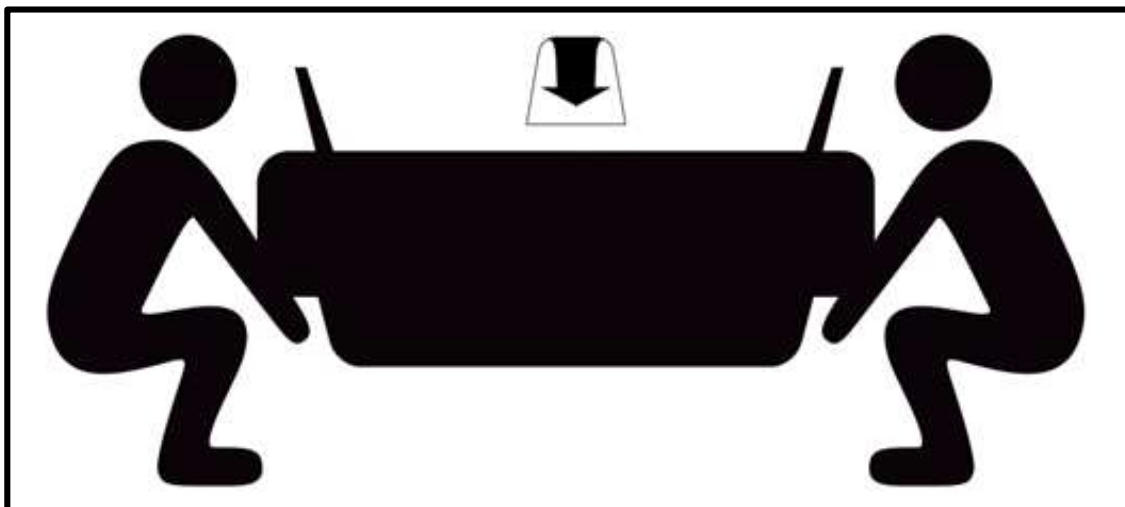
**STEP 2:**

Attach 1 piece of **Leg support (3)** to the bottom of **Sofa Body (1)** and tighten clockwise fully as shown by hand.



**STEP 3:**

Carefully turn over the assembled **Sofa Body (1)** and **Legs (2)** by two adults as shown.



Assembly is complete. Your sofa is ready to enjoy now!