
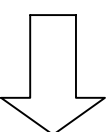
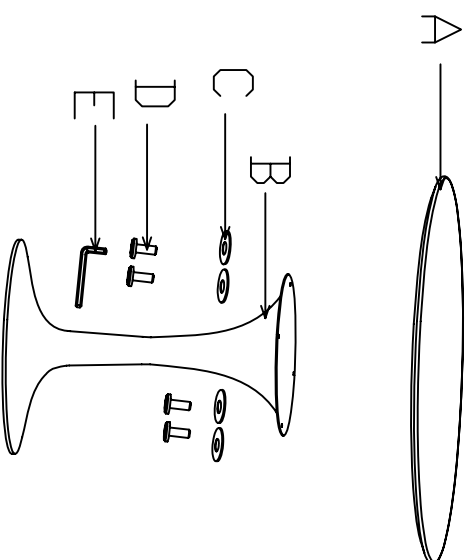







ASSEMBLY INSTRUCCION



modway

EEEI-1657



NO.	A	B	C	D	E
NAME	TOP	BASE	WASHER	BOLT M8x20	BOLT DRIVER
TYPE					
QTY	1PC	1PC	4PCS	4PCS	1PC